

## READ THIS FIRST

### READ Genesis 1:1-27

God has done so many amazing things and they are all around us! One of them is creation. He went through step-by-step, day-by-day, and created everything around us—and He made it all so beautiful! It was so great that when He got done each day, God took a look around and said, "It is good!" Have you ever stopped to thank God for everything that He made?

**ACTIVITY:** Go for a walk and take pictures or collect pieces of nature that you think are beautiful. Make a collection or a collage to remind you what God has done.

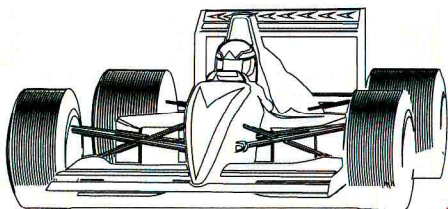
**THANK** God for each of His wonderfully-good creations!

### READ Psalm 139:13-14

## DAY 1

Did you know that when God made you, He knew exactly what He was doing? He's the master artist and you're His original masterpiece. That means that even if you don't like your nose or those freckles, God designed them exactly like that! He also made your brain, your skills, your talents, and He loves you! You are so special to God!

**ACTIVITY:** Ask your parents for a dry-erase marker (and permission), and then go take a look at yourself in the mirror. Study how great God made you. Circle your face and write above it: "Thank you God for making me \_\_\_\_\_." (Fill in the blank!)



**ASK** God to show you how special you are, and then thank Him for showing you that.

## DAY 2

### READ 2 CORINTHIANS 9:15

God did so many awesome things that there's a lot to celebrate. The biggest, most important thing that He did was sending Jesus. And He didn't just send His Son— He sent Jesus in the form of a baby, who grew into a man and lived a perfect life as an incredible example for the rest of us. Jesus is the best gift ever!

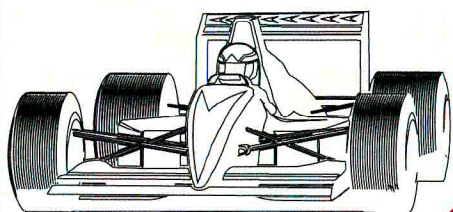
**ACTIVITY:** Do you ever send thank-you cards after you get birthday or Christmas presents? Let's thank God that way. Make Him a thank-you card, celebrating the gift of Jesus. Write Him a note and decorate the card, and then put it in your Bible to remind you of God's greatest gift.

**LISTEN** to God's Word about the gift of Jesus. Take time to thank Him for it!

### READ JOHN 6:51

Do you remember the story of the Passover right before Moses led the Israelites out of Egypt so they could be free? The disciples were celebrating that event when Jesus added a surprising twist to their tradition! He compared Himself to the bread and said His body was about to be broken for them. The big thing to remember is WHO sent this gift to us and to think about WHY He did that.

**ACTIVITY:** Think of another word picture or analogy that you could use to say what Jesus is like in your life. "Jesus is like \_\_\_\_\_ to me."



**KNOW** that it is because of God's love that He sent Jesus to us. Take a minute to think Him for this sacrifice AND for the happy ending to the story.

## DAY 3



## GRATITUDE WEEK FOUR

Letting others know you see how they've helped you.

### MEMORY VERSE


"Give thanks in all circumstances, for this is God's will for you in Christ Jesus." 1 Thessalonians 5:18, NIV

### BIBLE STORY

Lord's Supper (Luke 22:14-20)

### BOTTOM LINE

Take time to celebrate what God has done.



# 252 HOME

© Orange 2011. All rights reserved. [www.WhatIsOrange.org](http://www.WhatIsOrange.org)



## GRATITUDE WEEK FOUR



### MEAL TIME

**Ask a kid:** What's something our family can do to take time for gratitude every day?


**Ask a parent:** What is something you remember from the past that you're still thankful for now?



### PARENT TIME

To learn more about this month's virtue, and discover helpful parenting insights, check out [www.OrangeParents.org](http://www.OrangeParents.org).

And for more mealtime questions, and great activities that you and your child can do at other times of your week, check out [www.Studio252.tv](http://www.Studio252.tv) and the Parent Cue app for your smartphone.



# 252 HOME